



PAPER

OPEN ACCESS

RECEIVED
8 July 2022REVISED
9 February 2023ACCEPTED FOR PUBLICATION
20 February 2023PUBLISHED
1 March 2023

Original Content from
this work may be used
under the terms of the
[Creative Commons
Attribution 4.0 licence](#).

Any further distribution
of this work must
maintain attribution to
the author(s) and the title
of the work, journal
citation and DOI.



Collective excitation of Bose–Einstein condensate of ^{23}Na via high-partial wave Feshbach resonance

Zhenlian Shi^{1,2}, Ziliang Li^{1,2}, Pengjun Wang^{1,2,*} , Wei Han^{1,2}, Lianghai Huang^{1,2}, Zengming Meng^{1,2},
Liangchao Chen^{1,2} and Jing Zhang^{1,2,*}¹ State Key Laboratory of Quantum Optics and Quantum Optics Devices, Institute of Opto-electronics, Shanxi University, Taiyuan, Shanxi 030006, People's Republic of China² Collaborative Innovation Center of Extreme Optics, Shanxi University, Taiyuan, Shanxi 030006, People's Republic of China

* Authors to whom any correspondence should be addressed.

E-mail: pengjun_wang@sxu.edu.cn, jzhang74@yahoo.com and jzhang74@sxu.edu.cn**Keywords:** collective excitation, Bose–Einstein condensate, Feshbach resonance

Abstract

We experimentally observe the collective excitation (called surface-mode excitation) of Bose–Einstein condensate of ^{23}Na by ramping the external magnetic field across the high-partial wave magnetic Feshbach resonance corresponding to vary the atomic interaction. We check the collective surface mode excitation of $|1, 1\rangle$ state for the three d-wave and three g-wave Feshbach resonances below 600 G and find that only two d-wave resonances present the strong excitation, another d-wave resonance only creates a weak excitation, and all g-wave resonances do not, which reflects the strength of these magnetic Feshbach resonances. For the collective excitation, the excitation of surface modes along the axial weak-confinement and radial strong-confinement of optical dipole trap shows different characteristics. We also study the lifetime of the collective oscillation by measuring the damping rate of the oscillation amplitude, which is caused by the mechanisms of dephasing effect and collisional relaxation. This excitation method gives us a new tool for investigating the properties of ultracold quantum gases without changing the trap frequencies.

1. Introduction

Ultracold atomic gases are a powerful platform for providing a unique opportunity to investigate many interesting quantum phenomena in many-body physics [1], and especially study quantum matter in the presence of a variety of gauge fields [2, 3], which give deep insights into physics that are difficult to realize in solid state systems [4–9]. Collective low energy excitation, which is a small deviation from static equilibrium, has been an essential probe tool for investigating properties of an atomic gas, for example collisional and dynamical properties [10–21], equation of state [22–29], and dynamical many-body physics in the mixture of bosonic and fermionic atoms [30–34].

There are two kinds of collective excitation in ultracold atomic gases. One is the compression-mode excitation, which is created by quenching or modulating the trap frequency of the magnetic or optical trap [11, 20, 24–26, 28, 32, 35–42]. The other is the surface-mode excitation where the volume of quantum gas is not changed. This excitation can be created by perturbing the magnetic trap with far detuning light [12, 43], suddenly rotating the trapping potential [44–46], modulating the s-wave scattering length with oscillation of the magnetic field [47, 48], or quenching a series of atomic interspecies interaction with π radio frequency pulses [30]. Recently a surface-mode excitation method is developed by ramping the external magnetic field across a d-wave shape resonance of ^{41}K (the shape resonance originates from the coupling of the bound state and the scattering atomic state in a same channel, which is different from the case of Feshbach resonance, that arises from coupling between the bound state in a closed channel and free atomic state in the open channel) due to the atom-molecule conversion. The observed oscillation provides indirect evidence for the molecular states in the same entrance channel of scattering atoms [49].

In this paper, we experimentally study the surface mode excitation of Bose–Einstein condensate (BEC) of ^{23}Na via the high-partial wave magnetic Feshbach resonance. There are three d-wave and three g-wave Feshbach resonances below 600 G for $|1, 1\rangle$ state. We check the collective surface mode excitation by ramping the external magnetic field across the magnetic Feshbach resonance and find that two d-wave resonances at 493 G and 536.7 G can strongly create the excitation, another d-wave resonance at 586 G creates a weak excitation, and all g-wave resonances do not. Therefore, the strength of these magnetic Feshbach resonances can be assigned from the excitation amplitude of the collective surface mode. According to the measurement of the loss rate of these Feshbach resonances, we may give the clue which kind of magnetic Feshbach resonance can create the surface mode excitation. The excitation of surface modes along the axial weak-confinement and radial strong-confinement of optical dipole trap is studied, which present the different excitation. The dependence of oscillation frequency and decay rate on the trap frequency is extracted. We also observe the damping induced by the mechanism of the dephasing effect and collisional relaxation, and study the dependence on the atom numbers. Furthermore, we employ the modulation of the external magnetic field to create the excitation, and observe similar collective behavior.

2. Experimental results

2.1. Loss spectroscopy of Feshbach resonances

The collective excitation of BEC in experiment is shown schematically in figure 1. We prepare a weakly interacting $a_{bg} = 54.54 a_0$ (a_0 is the Bohr radius), almost pure BEC of ^{23}Na atoms in the lowest internal state $|F = 1, m_F = 1\rangle$, F is the total atomic angular momentum and m_F is the projection along the quantization axis z . The experimental apparatus and preparing sequence for creating BEC have been described in our previous works [50, 51]. We start our experiments with an atomic ensemble of $N \sim 2.5 \times 10^6$ ^{23}Na in a crossed optical trap with trapping frequencies $(\omega_x, \omega_y, \omega_z) = 2\pi \times (72, 114, 134)$ Hz. We apply a magnetic field gradient for 10 ms to excite the dipole oscillation of the condensate to measure the center of mass for determining the trapping frequency in three directions. The homogeneous external magnetic bias field B_{exp} is applied along the z axis (gravity direction) by a pair of Helmholtz coils, as shown in figure 1(a). We ramp the external magnetic field to an initial field B_i during 30 ms and wait the additional 100 ms for the magnetic field to stabilize. Then, by ramping the external magnetic field across the Feshbach resonance point to a target value B_f , we observe the collective oscillation of BEC.

Here, we consider the three d-wave and three g-wave Feshbach resonances below 600 G for $|1, 1\rangle$ state, which have been predicted and measured in the previous work [52]. First, we determine these Feshbach resonances from the loss spectroscopy as a function of the magnetic field. We ramp the magnetic field quickly $t_r = 5$ ms in two different directions from a far detuning field B_i to a B_f and wait for a holding time t_h (as shown in figures 1(b) and (c)), after which we switch off and release the atoms from the optical trap to measure the residual atom number from the absorption images after a time of flight (TOF) expansion of 20 ms. The measured loss spectroscopy as shown in figures 1(d)–(i) is fitted by a Gaussian curve to extract the Feshbach resonance location B_r . The results are listed in table 1, which are in agreement with the previously measured values [52].

It is clearly shown from the loss spectroscopy that the atom loss rate is very lower for three g-wave resonances. Therefore, it needs a long holding time $t_h = 500$ ms and 5 s at the final magnetic field B_f for measuring the loss spectroscopy. One of the d-wave resonances at 586.09 G also has a low atom loss rate with the holding time $t_h = 200$ ms. However, two d-wave resonances at 493.65 G and 536.43 G have the larger atom loss rate with the holding time $t_h < 30$ ms. Due to the larger atom loss rate, we observe the asymmetry of the lineshape in the loss spectroscopy by means of the different ramping directions for the two d-wave resonances at 493.65 G and 536.43 G. The fast control of the magnetic field is needed when the Feshbach resonance with a large atom loss rate is measured. The dynamics of the magnetic field due to the fast control may induce the asymmetry in the lineshape.

2.2. The excited surface mode of BEC

Now we check the collective surface mode excitation by ramping the external magnetic field across the magnetic Feshbach resonance for the six Feshbach resonances below 600 G. When B_f is not ramped across the Feshbach resonance position B_r , there is not any size and atom number changes. Once the B_f is ramped across the Feshbach resonance, the collective oscillation is excited, while the atom number is decreased due to the three-body loss. We find two d-wave resonances at 493.65 G and 536.43 G can create the large excitation as shown in figures 2(a) and (b), the other d-wave resonance at 586.09 G may create a weak excitation as shown in figure 2(c), and three g-wave resonances cannot. For the collective surface mode excitation, we observe the sudden change of the atoms cloud width when ramping the magnetic field across the Feshbach resonance. At the same time, the sudden atoms loss is also observed, as shown in figure 2. For each point in

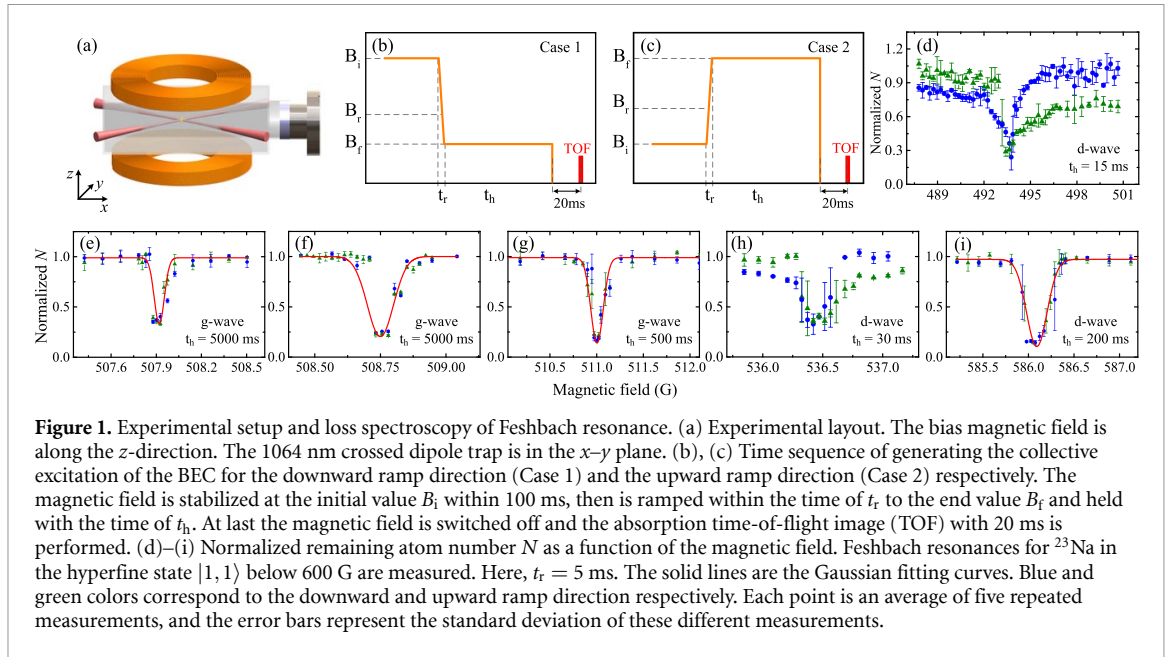


Table 1. Observed Feshbach resonances B_r and measured B_{expt} in [52]. B_{cc} and Δ_{cc} is the theoretical Feshbach resonance and width from coupled-channels (CC) calculation [52]. The symbol for the \circ indicates the strong collective excitation, \otimes the weak excitation and \times does not.

| | Expt | | CC | | Exc. |
|--------|-----------|----------------------------|---------------------|---------------------------|-----------|
| | B_r (G) | B_{expt} (G) [52] | B_{cc} (G) | Δ_{cc} (mG) | |
| d-wave | 493.65 | 493.6 | 493.44 | 1.7 | \circ |
| | 536.43 | 536.6 | 536.5 | 0.3 | \circ |
| | 586.09 | 586.3 | 586.15 | 0.05 | \otimes |
| g-wave | 507.9 | 508 | 507.75 | <0.005 | \times |
| | 508.74 | 508.8 | 508.59 | <0.005 | \times |
| | 511 | 510.9 | 510.65 | <0.005 | \times |

figure 2, the cloud profiles are fitted using a Thomas–Fermi profile and the cloud diameters s_x along the \hat{x} direction are extracted. It is clearly shown that the sudden change of s_x happens while the B_f is across the Feshbach resonance position B_r , marked by a vertical dashed line in figure 2.

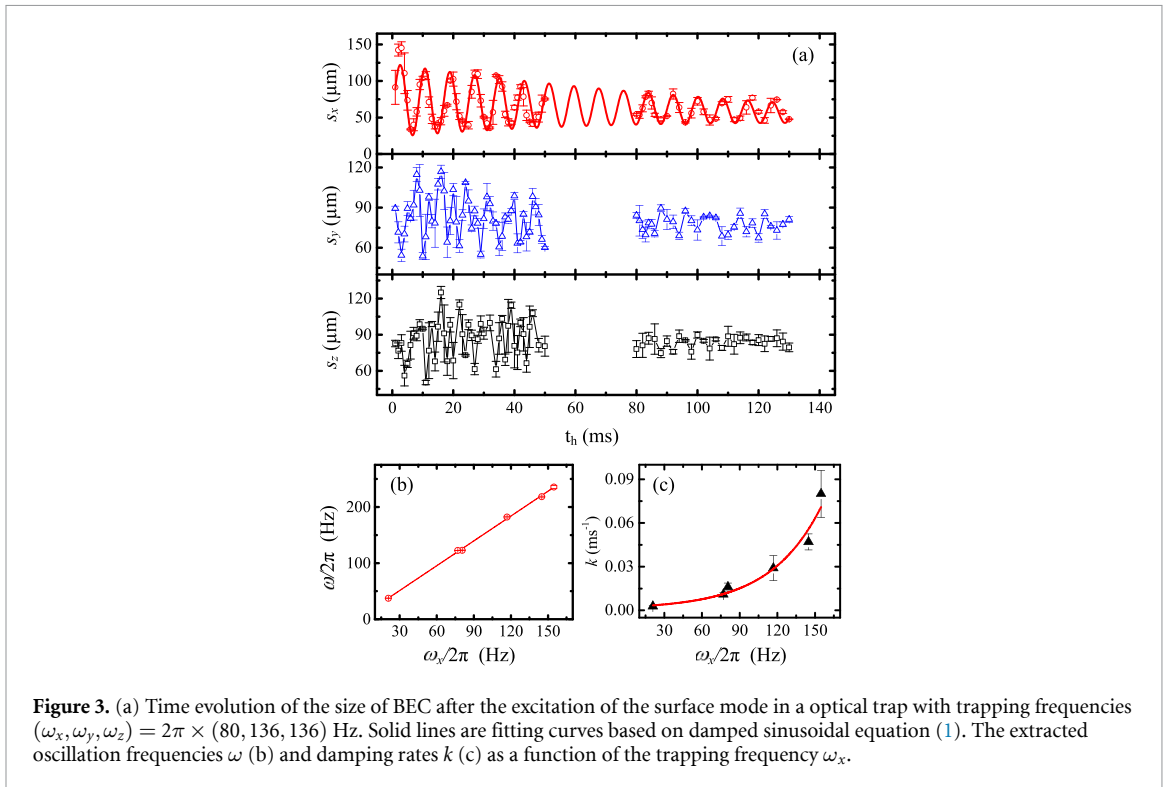
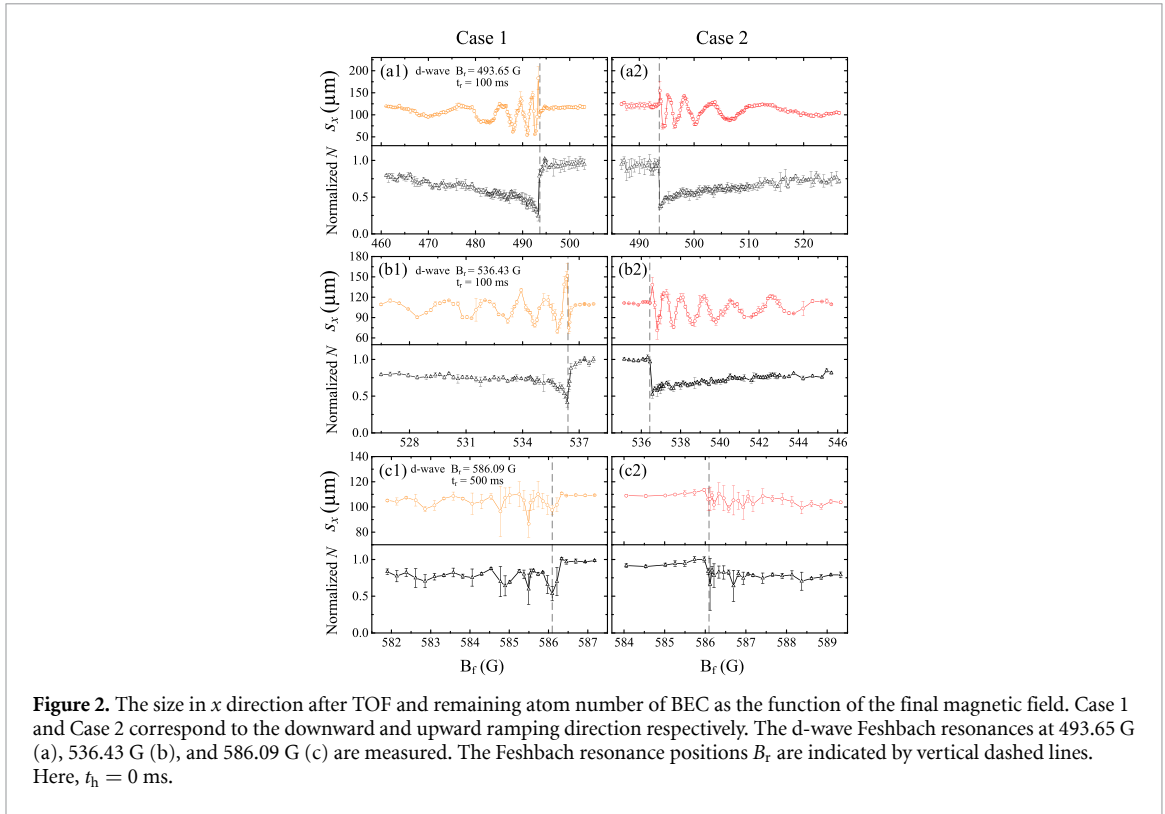
To capture the oscillation frequency and the damping rate of the atomic cloud size, a model function is applied to describe the dependence of the size oscillation on the holding time t_h ,

$$s(t) = s_0 + lt_h + A \sin(\omega t_h + \phi) \exp(-kt_h) \quad (1)$$

where s_0 is the offset, l is a linear slope induced by the long time shift, A is the initial oscillation amplitude of the surface mode, ω is the oscillation frequency, ϕ is the initial phase, and k is the damping rate constant in the exponential decaying of the oscillation amplitude. The collective oscillation frequency and the damping rate can be well determined by equation (1) from the fitting to the experimental data.

At first, we study the time evolution of the cloud size with TOF of 20 ms after the collective excitation in three directions x , y , and z . A typical experimental result is shown in figure 3(a). It is found that the oscillation of the cloud size along the weakest-trapping x direction shows a single-frequency with about $1.48\omega_x$ and could be well fitted by the model function of equation (1). In contrast the time evolution of the surface mode in other strong-trapping directions (y , z) presents the multi-frequency oscillations.

In the following, we focus on the behavior in the weakest trapping x direction of the optical trap potential. The dependence of collective mode frequencies and the damping rates on the trapping frequency in x direction are extracted, as shown in figures 3(b) and (c). We can lineally fit the relation between the oscillation frequency and the trap frequency, and determine the ratio is about 1.48, close to the theoretical value in the limitation that the interaction energy is more predominate than the kinetic energy in the range of the aspect ratio of the trap frequency $\omega_{y,z}/\omega_x \in (1.5, 10)$ [53–57].



The theoretical analytical expression for the excited oscillation frequency of the lowest-lying quadrupole mode [53]

$$\omega_Q = \omega_r \sqrt{2} \left[\left(1 + \lambda^2 - P_{2,3} \right) - \sqrt{\left(1 - \lambda^2 + P_{2,3} \right)^2 + 8P_{3,2}^2} \right]^{1/2} \quad (2)$$

where $P_{i,j} = P/(4u_{0r}^i u_{0x}^j)$ and u_{0r} and u_{0x} are the equilibrium half-widths in the radial and axial directions, the aspect ratio $\lambda = \omega_x/\omega_r$ and ω_x and ω_r are the axial and radial trapping frequencies, the interaction

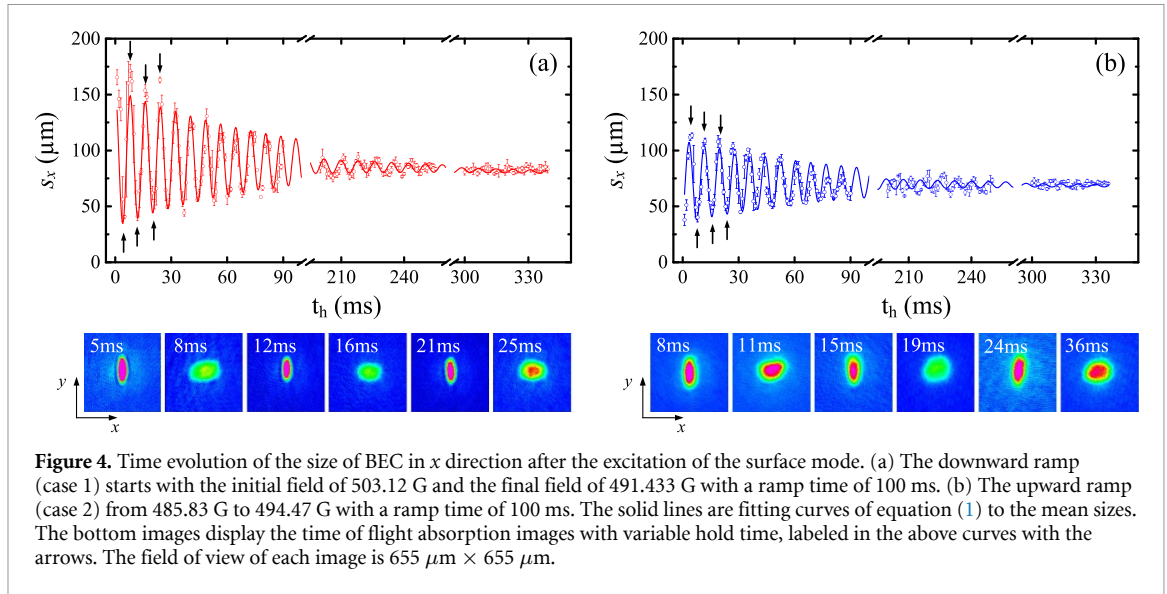


Figure 4. Time evolution of the size of BEC in x direction after the excitation of the surface mode. (a) The downward ramp (case 1) starts with the initial field of 503.12 G and the final field of 491.433 G with a ramp time of 100 ms. (b) The upward ramp (case 2) from 485.83 G to 494.47 G with a ramp time of 100 ms. The solid lines are fitting curves of equation (1) to the mean sizes. The bottom images display the time of flight absorption images with variable hold time, labeled in the above curves with the arrows. The field of view of each image is $655 \mu\text{m} \times 655 \mu\text{m}$.

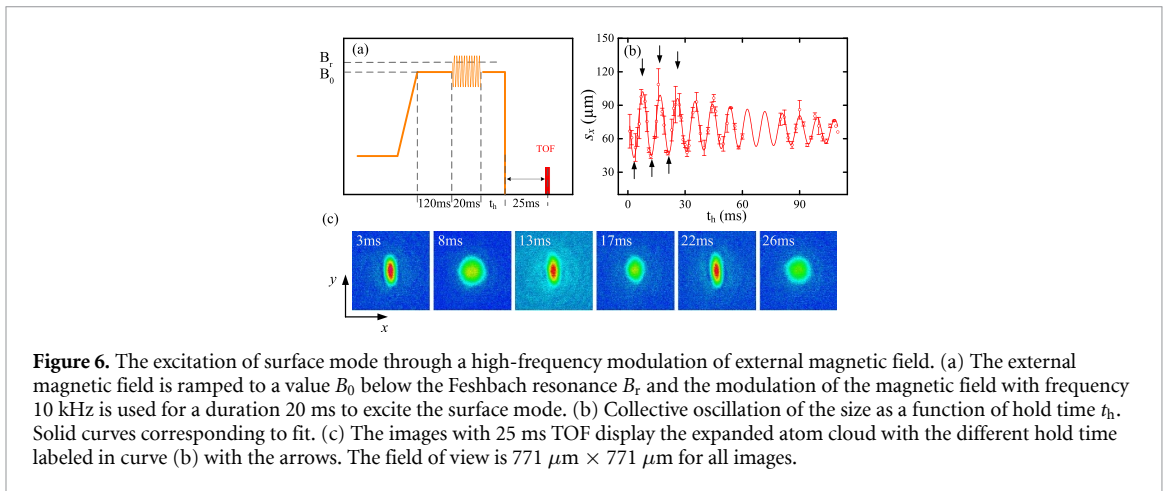
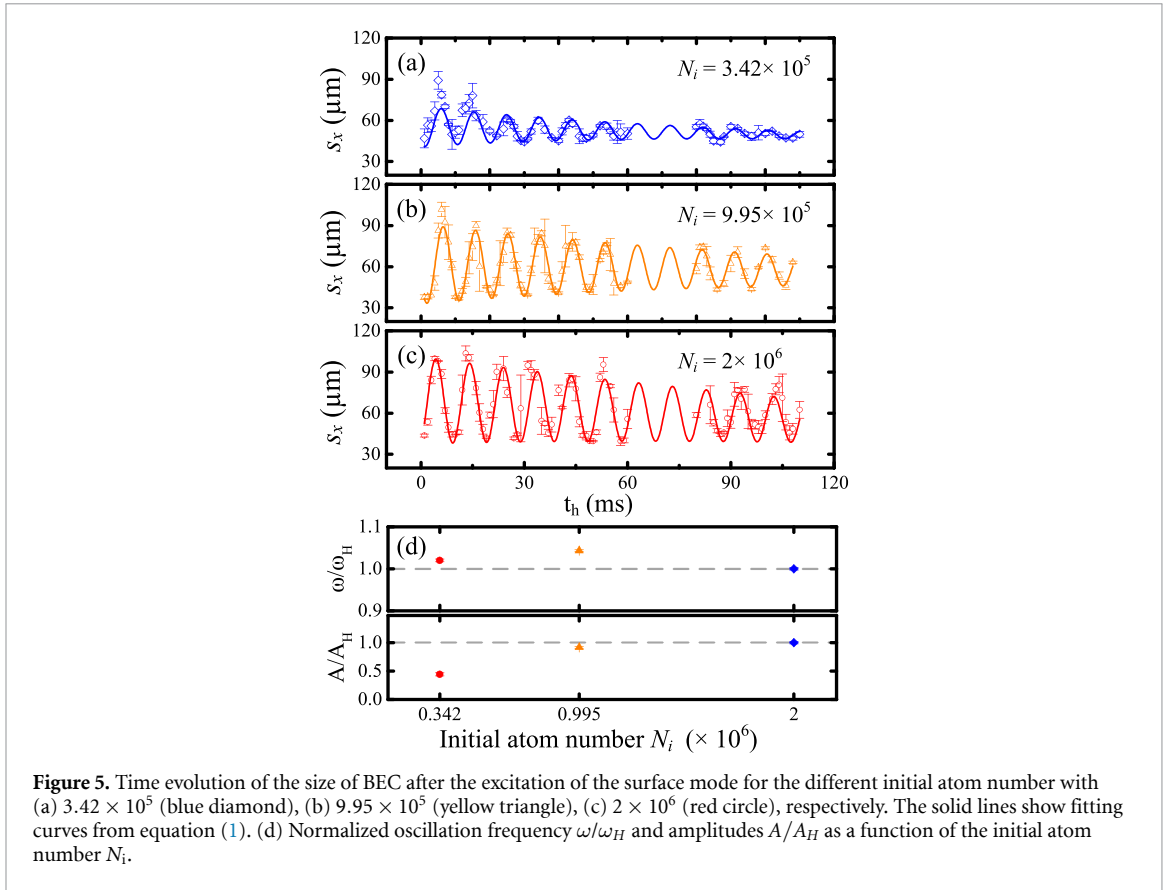
parameter $P = \sqrt{2/\pi} Na_{bg}/l_r$ with $l_r = \sqrt{\hbar/m\omega_r}$ being the radial harmonic oscillator size. We can see that the surface mode in the axial weak confinement presents an almost pure single-frequency oscillation with the frequency $1.6\omega_x$. This theoretical value is obtained at zero temperature. The finite temperature will induce the discrepancy between the theoretical prediction and measured value [10, 24, 58]. In our work, the ramping across the Feshbach resonance heats the sample, and the result deviates from the theoretical value. We also find that the damping rate of the surface mode is exponentially increased as the trap frequency increases as shown in figure 3(c), which is induced by the increased interaction between atoms.

Subsequently, we study this collective excitation in two cases with different ramping directions. We observe the evolution of the ultracold atom cloud by holding the excited gas with a variable time t_h after the ramping process across the Feshbach resonance location at 493.65 G, where the ramping speed is about 0.12 G ms^{-1} with a fixed ramping time $t_r = 100 \text{ ms}$. Figure 4 shows the extracted size as a function of the holding time t_h for two cases. **Case 1** corresponds to ramp the magnetic field from an initial field of $B_i = 503.12 \text{ G}$ above the Feshbach resonance to a final field of $B_f = 491.43 \text{ G}$, and **Case 2** from $B_i = 485.83 \text{ G}$ below the Feshbach resonance to $B_f = 494.47 \text{ G}$. After the ramping process, about 45% atoms are remained in the condensate. We observe the oscillation frequency $\omega = 2\pi \times 123.9 \text{ Hz}$ for both cases. The lifetime of the surface modes observed for two cases is about 100 ms, corresponding to the decay rate $k \sim 0.011 \pm 0.001 \text{ ms}^{-1}$, which is the essential property of the quadrupole mode and induced by the coupling from collisions in different direction. Moreover, the anisotropy of the optical trap generates the coupling between the quadrupole and other excited modes, which induces the damping of quadrupole modes in the hydrodynamic regime [55].

We further study the dependence of collective excitation on the atom number. We prepare the sample of BEC with different initial atom number N_i and follow the above mentioned experimental procedure of case 2 to excite the collective surface mode. We measure the number and size of remaining atoms after a variable holding time as shown in figures 5(a)–(c). Furthermore, the normalized oscillation frequency ω and the initial oscillation amplitude A as the function of the atom number from figures 5(a)–(c) are given in figure 5(d). It is found that the oscillation frequency ω is almost the same for the different initial atom number, but the measured initial oscillation amplitude A dramatically decreases for smaller initial atom number.

Finally, we use another excitation scheme of fast modulation as shown in figure 6. After preparing a BEC of ^{23}Na atoms in state $|1, 1\rangle$ at the lower magnetic field $B_0 = 494 \text{ G}$, smaller than the resonance point B_r , an additional oscillating magnetic field of 10 kHz (much larger than the trapping frequency) is then used at 20 ms in the vicinity of the d-wave Feshbach resonance, where the oscillating amplitude should be enough large to cross the Feshbach resonance field point. In this scheme, the frequency and amplitude of the oscillating field could be controlled precisely from a signal generator. After the oscillating time and a variable holding time t_h , the atoms are imaged after TOF of 25 ms. The surface mode is also observed in momentum space at a frequency of $\omega = 2\pi \times 123.6 \text{ Hz}$, extracted from the fitting using equation (1), while about 30% atoms are remained.

Here this modulation scheme is different from that of modulating the atomic s-wave scattering length in reference [47], in which the scattering length is at $3a_0$ with the modulation depth of $\delta a \sim 2a_0$ and the



modulation frequency near $\sqrt{2}\omega_z$, ω_z is the axial trapping frequency of an elongated optical trap. Here we modulate the magnetic field across the resonance point B_r with the modulation frequency much larger than the optical trapping frequency.

3. Conclusion

In summary, we have experimentally observed a novel collective surface mode of ^{23}Na BEC, which is excited by sweeping the external magnetic field across d-wave Feshbach resonance, corresponding to vary the atomic interaction. We check this collective excitation near the six magnetic Feshbach resonances below 600 G, and find only two d-wave resonances could be used to excite and the others cannot. Therefore, the excitation amplitude of the collective mode reflects the strength of these magnetic Feshbach resonances. The excited oscillation in the momentum space by means of TOF absorption imaging is studied in detail. An almost pure single-frequency oscillation is excited in the axial weak confinement of the optical dipole trap. In contrast, multi-frequency oscillations are excited in the radial strong-confinement. We observed the damping of the

oscillation amplitude induced by the mechanisms of dephasing effect and the collisional relaxation. We also investigated the dependence of the surface mode on the atom number of BEC. A different scheme of the fast oscillating external magnetic field was used to excite this collective mode, and a similar surface mode was also observed. These excitation methods may give us more choices without changing the trap frequencies for investigating the properties of ultracold quantum gases. Especially these methods can be used to excite only one component in a mixture of multi-component ultracold atomic gases, and keep the other components unexcited.

Data availability statement

All data that support the findings of this study are included within the article (and any supplementary files).

Acknowledgments

This research is supported by Science and Technology Innovation 2030-Major Project ‘Quantum Communication and Quantum Computer’ (Grant No. 2021ZD0302003), National Natural Science Foundation of China (Grant Nos. 12034011, 92065108, 11974224, 12022406, and 12004229), National Key Research and Development Program of China (Grant Nos. 2022YFA1404101, 2021YFA1401700, 2018YFA0307601), and the Fund for Shanxi 1331 Project Key Subjects Construction, and Tencent (Xplorer Prize).

ORCID iD

Pengjun Wang  <https://orcid.org/0000-0002-1211-6823>

References

- [1] Bloch I, Dalibard J and Zwerger W 2008 Many-body physics with ultracold gases *Rev. Mod. Phys.* **80** 885–964
- [2] Galitski V and Spielman I B 2013 Spin-orbit coupling in quantum gases *Nature* **494** 49
- [3] Dalibard J, Gerbier F, Juzeliūnas G and Öhberg P 2011 *Colloquium: artificial gauge potentials for neutral atoms* *Rev. Mod. Phys.* **83** 1523–43
- [4] Chin C, Grimm R, Julienne P and Tiesinga E 2010 Feshbach resonances in ultracold gases *Rev. Mod. Phys.* **82** 1225–86
- [5] Stamper-Kurn D M and Ueda M 2013 Spinor Bose gases: symmetries, magnetism and quantum dynamics *Rev. Mod. Phys.* **85** 1191–244
- [6] Zhang S L and Zhou Q 2017 Manipulating novel quantum phenomena using synthetic gauge fields *J. Phys. B: At. Mol. Opt. Phys.* **50** 222001
- [7] Dalfovo F, Giorgini S, Pitaevskii L P and Stringari S 1999 Theory of Bose–Einstein condensation in trapped gases *Rev. Mod. Phys.* **71** 463–512
- [8] Zhai H 2015 Degenerate quantum gases with spin-orbit coupling: a review *Rep. Prog. Phys.* **78** 026001
- [9] Hasan M Z and Kane C L 2010 *Colloquium: topological insulators* *Rev. Mod. Phys.* **82** 3045–67
- [10] Stamper-Kurn D M, Miesner H J, Inouye S, Andrews M R and Ketterle W 1998 Collisionless and hydrodynamic excitations of a Bose–Einstein condensate *Phys. Rev. Lett.* **81** 500–3
- [11] Haljan P C, Anderson B P, Coddington I and Cornell E A 2001 Use of surface-wave spectroscopy to characterize tilt modes of a vortex in a Bose–Einstein condensate *Phys. Rev. Lett.* **86** 2922–5
- [12] Bretin V, Rosenbusch P, Chevy F, Shlyapnikov G V and Dalibard J 2003 Quadrupole oscillation of a single-vortex Bose–Einstein condensate: evidence for kelvin modes *Phys. Rev. Lett.* **90** 100403
- [13] Buggle C, Pedri P, von Klitzing W and Walraven J T M 2005 Shape oscillations in nondegenerate Bose gases: transition from the collisionless to the hydrodynamic regime *Phys. Rev. A* **72** 043610
- [14] Haller E, Gustavsson M, Mark M J, Danzl J G, Hart R, Pupillo G and Nägerl H C 2009 Realization of an excited, strongly correlated quantum gas phase *Science* **325** 1224–7
- [15] Bauch S, Balzer K, Henning C and Bonitz M 2009 Quantum breathing mode of trapped bosons and fermions at arbitrary coupling *Phys. Rev. B* **80** 054515
- [16] Vidanović I, Balaž A, Al-Jibbouri H and Pelster A 2011 Nonlinear Bose–Einstein-condensate dynamics induced by a harmonic modulation of the *s*-wave scattering length *Phys. Rev. A* **84** 013618
- [17] Abraham J W, Balzer K, Hochstuhl D and Bonitz M 2012 Quantum breathing mode of interacting particles in a one-dimensional harmonic trap *Phys. Rev. B* **86** 125112
- [18] Boudjemâa A 2013 Collective modes and generation of a new vortex in a trapped Bose gas at finite temperature *Phys. Rev. A* **88** 023619
- [19] Teles R P, Bagnato V S and dos Santos F E A 2013 Coupling vortex dynamics with collective excitations in Bose–Einstein condensates *Phys. Rev. A* **88** 053613
- [20] Fang B, Carleo G, Johnson A and Bouchoule I 2014 Quench-induced breathing mode of one-dimensional Bose gases *Phys. Rev. Lett.* **113** 035301
- [21] Saint-Jalm R, Castilho P C M, Le Cerf É, Bakkali-Hassani B, Ville J L, Nascimbene S, Beugnon J and Dalibard J 2019 Dynamical symmetry and breathers in a two-dimensional Bose gas *Phys. Rev. X* **9** 021035
- [22] Griffin A, Wu W C and Stringari S 1997 Hydrodynamic modes in a trapped Bose gas above the Bose–Einstein transition *Phys. Rev. Lett.* **78** 1838–41
- [23] Bruun G M and Clark C W 1999 Hydrodynamic excitations of trapped Fermi gases *Phys. Rev. Lett.* **83** 5415–8

- [24] Chevy F, Bretin V, Rosenbusch P, Madison K W and Dalibard J 2002 Transverse breathing mode of an elongated Bose–Einstein condensate *Phys. Rev. Lett.* **88** 250402
- [25] Kinast J, Hemmer S L, Gehm M E, Turlapov A and Thomas J E 2004 Evidence for superfluidity in a resonantly interacting Fermi gas *Phys. Rev. Lett.* **92** 150402
- [26] Vogt E, Feld M, Fröhlich B, Pertot D, Koschorreck M and Köhl M 2012 Scale invariance and viscosity of a two-dimensional Fermi gas *Phys. Rev. Lett.* **108** 070404
- [27] Price H M and Cooper N R 2013 Effects of Berry curvature on the collective modes of ultracold gases *Phys. Rev. Lett.* **111** 220407
- [28] Pepler T, Dyke P, Zamorano M, Herrera I, Hoinka S and Vale C J 2018 Quantum anomaly and 2D-3D crossover in strongly interacting Fermi gases *Phys. Rev. Lett.* **121** 120402
- [29] Chen L, Pu H, Yu Z Q and Zhang Y 2017 Collective excitation of a trapped Bose–Einstein condensate with spin-orbit coupling *Phys. Rev. A* **95** 033616
- [30] Huang B, Fritsche I, Lous R S, Baroni C, Walraven J T M, Kirilov E and Grimm R 2019 Breathing mode of a Bose–Einstein condensate repulsively interacting with a fermionic reservoir *Phys. Rev. A* **99** 041602
- [31] Grochowski P T, Karpiuk T, Brewczyk M and Rzażewski K 2020 Breathing mode of a Bose–Einstein condensate immersed in a Fermi sea *Phys. Rev. Lett.* **125** 103401
- [32] Fukuhara T, Tsujimoto T and Takahashi Y 2009 Quadrupole oscillations in a quantum degenerate Bose–Fermi mixture *Appl. Phys. B* **96** 271–4
- [33] Abdullaev F K, Ögren M and Sørensen M P 2019 Collective dynamics of Fermi–Bose mixtures with an oscillating scattering length *Phys. Rev. A* **99** 033614
- [34] Wen W, Wang Y and Wang J 2019 Collective oscillation modes of a superfluid Bose–Fermi mixture *New J. Phys.* **21** 093011
- [35] Jin D S, Ensher J R, Matthews M R, Wieman C E and Cornell E A 1996 Collective excitations of a Bose–Einstein condensate in a dilute gas *Phys. Rev. Lett.* **77** 420–3
- [36] Straatsma C J E, Colussi V E, Davis M J, Lobser D S, Holland M J, Anderson D Z, Lewandowski H J and Cornell E A 2016 Collapse and revival of the monopole mode of a degenerate Bose gas in an isotropic harmonic trap *Phys. Rev. A* **94** 043640
- [37] Mewes M O, Andrews M R, van Druten N J, Kurn D M, Durfee D S, Townsend C G and Ketterle W 1996 Collective excitations of a Bose–Einstein condensate in a magnetic trap *Phys. Rev. Lett.* **77** 988–91
- [38] Fritsch A R, Tavares P E S, Bahrami A, Tonin Y R, Henn E A L, Bagnato V S and Telles G D 2015 Nonlinear dependence observed in quadrupolar collective excitation of a trapped BEC *J. Low Temp. Phys.* **180** 144–52
- [39] Merloti K, Dubessy R, Longchambon L, Perrin A, Pottier P E, Lorent V and Perrin H 2013 A two-dimensional quantum gas in a magnetic trap *New J. Phys.* **15** 033007
- [40] Kottke M, Schulte T, Cacciapuoli L, Hellweg D, Drenkelforth S, Ertmer W and Arlt J J 2005 Collective excitation of Bose–Einstein condensates in the transition region between three and one dimensions *Phys. Rev. A* **72** 053631
- [41] Moritz H, Stöferle T, Köhl M and Esslinger T 2003 Exciting collective oscillations in a trapped 1D gas *Phys. Rev. Lett.* **91** 250402
- [42] Fort C, Cataliotti F S, Fallani L, Ferlaino F, Maddaloni P and Inguscio M 2003 Collective excitations of a trapped Bose–Einstein condensate in the presence of a 1D optical lattice *Phys. Rev. Lett.* **90** 140405
- [43] Onofrio R, Durfee D S, Raman C, Köhl M, Kulewicz C E and Ketterle W 2000 Surface excitations of a Bose–Einstein condensate *Phys. Rev. Lett.* **84** 810–3
- [44] Maragò O M, Hopkins S A, Arlt J, Hodby E, Hechenblaikner G and Foot C J 2000 Observation of the scissors mode and evidence for superfluidity of a trapped Bose–Einstein condensed gas *Phys. Rev. Lett.* **84** 2056–9
- [45] Wright M J, Riedl S, Altmeyer A, Kohstall C, Guajardo E R S, Denschlag J H and Grimm R 2007 Finite-temperature collective dynamics of a Fermi gas in the BEC-BCS crossover *Phys. Rev. Lett.* **99** 150403
- [46] Altmeyer A, Riedl S, Wright M J, Kohstall C, Denschlag J H and Grimm R 2007 Dynamics of a strongly interacting Fermi gas: the radial quadrupole mode *Phys. Rev. A* **76** 033610
- [47] Pollack S E, Dries D, Hulet R G, Magalhães K M F, Henn E A L, Ramos E R F, Caracanhas M A and Bagnato V S 2010 Collective excitation of a Bose–Einstein condensate by modulation of the atomic scattering length *Phys. Rev. A* **81** 053627
- [48] Kwon K, Mukherjee K, Huh S J, Kim K, Mistakidis S I, Maity D K, Kevrekidis P G, Majumder S, Schmelcher P and Choi J Y 2021 Spontaneous formation of star-shaped surface patterns in a driven Bose–Einstein condensate *Phys. Rev. Lett.* **127** 113001
- [49] Yao X C et al 2019 Degenerate Bose gases near a d-wave shape resonance *Nat. Phys.* **15** 570–6
- [50] Shi Z, Li Z, Wang P, Meng Z, Huang L and Zhang J 2018 Sub-doppler laser cooling of ^{23}Na in gray molasses on the D_2 line *Chin. Phys. Lett.* **35** 123701
- [51] Shi Z, Li Z, Wang P, Nawaz K S, Chen L, Meng Z, Huang L and Zhang J 2021 Production of ^{23}Na Bose–Einstein condensates in the $F = 2$ state using D_2 gray molasses *J. Opt. Soc. Am. B* **38** 1229–34
- [52] Knoop S, Schuster T, Scelle R, Trautmann A, Appmeier J, Oberthaler M K, Tiesinga E and Tiemann E 2011 Feshbach spectroscopy and analysis of the interaction potentials of ultracold sodium *Phys. Rev. A* **83** 042704
- [53] Pérez-García V M, Michinel H, Cirac J I, Lewenstein M and Zoller P 1996 Low energy excitations of a Bose–Einstein condensate: a time-dependent variational analysis *Phys. Rev. Lett.* **77** 5320–3
- [54] Stringari S 1996 Collective excitations of a trapped Bose-condensed gas *Phys. Rev. Lett.* **77** 2360–3
- [55] Lobser D S, Barentine A E S, Cornell E A and Lewandowski H J 2015 Observation of a persistent non-equilibrium state in cold atoms *Nat. Phys.* **11** 1009–12
- [56] Colussi V E, Straatsma C J E, Anderson D Z and Holland M J 2015 Undamped nonequilibrium dynamics of a nondegenerate Bose gas in a 3D isotropic trap *New J. Phys.* **17** 103029
- [57] Deppner C et al 2021 Collective-mode enhanced matter-wave optics *Phys. Rev. Lett.* **127** 100401
- [58] Jin D S, Matthews M R, Ensher J R, Wieman C E and Cornell E A 1997 Temperature-dependent damping and frequency shifts in collective excitations of a dilute Bose–Einstein condensate *Phys. Rev. Lett.* **78** 764–7