



Lifetime reductions and read-out oscillations due to imperfect initial level preparations of atoms in a long-lived DLCZ-like quantum memory

Minjie Wang^{1,2} · Shengzhi Wang^{1,2} · Zhongxiao Xu^{1,2} · Tengfei Ma^{1,2} · Ya Li^{1,2} · Shujing Li^{1,2} · Hai Wang^{1,2}

Received: 27 July 2021 / Accepted: 8 September 2022 / Published online: 11 October 2022
© The Author(s) 2022

Abstract

Entanglement between a spin-wave qubit (memory qubit) and a photonic qubit is a basic building block for quantum repeaters. Duan-Lukin-Cirac-Zoller (DLCZ) scheme, which generates spin waves via spontaneous Raman scattering (SRS) of Stokes photons in atomic ensemble, provides a promising way to generate such entanglement. In a recent work [arXiv: 2006.05631, accepted by communications physics], DLCZ-like quantum memory that generates long-lived atom-photon entanglement has been experimentally demonstrated, where magnetic-field-insensitive (MFI) coherence is used to store spin waves. For realizing such MFI spin-wave storage, the atoms have to be initially prepared in a specific Zeeman sublevel, which is achieved by applying optical pumping lasers. Here, we demonstrate the memory lifetimes for the cases that the atoms are perfectly and imperfectly prepared in the specific Zeeman level, respectively. The experimental results show that the spin waves associated with magnetic-field-sensitive (MFS) and MFI coherences will be simultaneously created for the case that the atoms are imperfectly prepared in the Zeeman sublevel. Thus, the read outs will experience decay oscillations due to interferences between the two spin waves and the memory lifetime will be shorten due to dephasing of MFS coherence. A detailed theoretical analysis has been developed for explaining the experimental results. The present work will help one to understand decoherence of spin waves (SWs) and then enable one to obtain optimal lifetime of the entanglement storage in the cold atoms.

1 Introduction

Entanglement distribution over long distances is crucial for long-distance quantum communication [1–3] and large-scale quantum networks [4, 5]. Due to transmission losses in quantum channels and the no-cloning theorem for quantum states, direct entanglement distribution over long distances (>500 km) is limited [2]. Quantum repeaters (QRs) [1, 2, 6] provide a possible way to achieve long-distance entanglement distribution. In QRs, long distances are divided into short elementary links, each link comprises two nodes [6]. Every node may be formed by a quantum interface that

generates quantum correlation or entanglement [6] between a spin wave (atomic memory) and a photon. In an elementary link, the photon from each node is sent to the center station between two nodes in the link for Bell-state measurement (BSM). A successful BSM projects the two nodes in an entanglement state. Via entanglement swapping between two adjacent links, entanglement can be extended the full distances. To practically realize a QR, an attractive approach is the Duan-Lukin-Cirac-Zoller (DLCZ) protocol [1, 2], which generates spin-wave-photon quantum correlation or entanglement via spontaneous Raman scattering (SRS) in atomic ensembles. Over the past decade, the quantum interfaces that generate spin-wave-photon quantum correlation or entanglement through SRSs [7–36] or storage of photonic quantum correlation or entanglement [37–39] in atomic ensembles have been demonstrated.

In QRs, quantum memories (QMs) allow for the storage of generated entanglement in elementary links and then remove probabilistic steps in entanglement generations [2, 40]. For this, the QMs are required to have long lifetimes [2, 40]. For achieving long-lived QMs, decoherence of the

✉ Hai Wang
wanghai@sxu.edu.cn

¹ The State Key Laboratory of Quantum Optics and Quantum Optics Devices, Institute of Opto-Electronics, Shanxi University, 030006 Taiyuan, People's Republic of China

² China Collaborative Innovation Center of Extreme Optics, Shanxi University, Taiyuan 030006, China

spin waves in cold atoms was widely studied [14–18, 30, 35, 41]. It has been pointed out that atomic motions and inhomogeneous broadening of the spin transitions causes spin-wave dephasing [2]. The motion-induced decoherence is suppressed by using collinear configuration [14, 15, 35, 41] to lengthen spin-wave wavelengths or loading the atoms in optical lattices [16–18, 30]. The decoherence resulting from inhomogeneous broadening of spin transitions can be reduced by using magnetic-field-insensitive (MFI) coherences for the spin-wave (SW) storage [14–18, 30, 35]. For perfectly storing a SW as the MFI coherence, the atoms have to be initially prepared in a specific Zeeman sublevel by optical pumping lasers [14–18, 30, 35]. In this case, one can create a SW only associated with MFI coherence via SRS [14–18, 30, 35]. In the past decade, the long-lived DLCZ-like memory has been demonstrated for the case that the atoms are prepared in the single specific Zeeman sublevels in the cold atoms [14–18, 30, 35]. Also, for the case that the atoms are un-polarized, the DLCZ-like memory has been demonstrated [16]. However, the influence of the imperfect preparation of the initial Zeeman level on DLCZ-like memory lifetime remains largely unexplored. Here, based on the experiment set up that were used for achieving a long-lived DLCZ memory [35], we demonstrated retrievals of the spin waves for the cases that the atoms are imperfectly prepared into the specific Zeeman level. In this case, the spin waves associated with magnetic-field-sensitive (MFS) coherence are also created and the interference between the read outs from MFS and MFI spin waves will appear, which in turn results in fast decay and oscillations in the read outs and then decrease the memory lifetime. The present results will help one to understand decoherence of the SWs and then enable one to obtain optimal lifetime of the entanglement storage in DLCZ scheme using cold atoms.

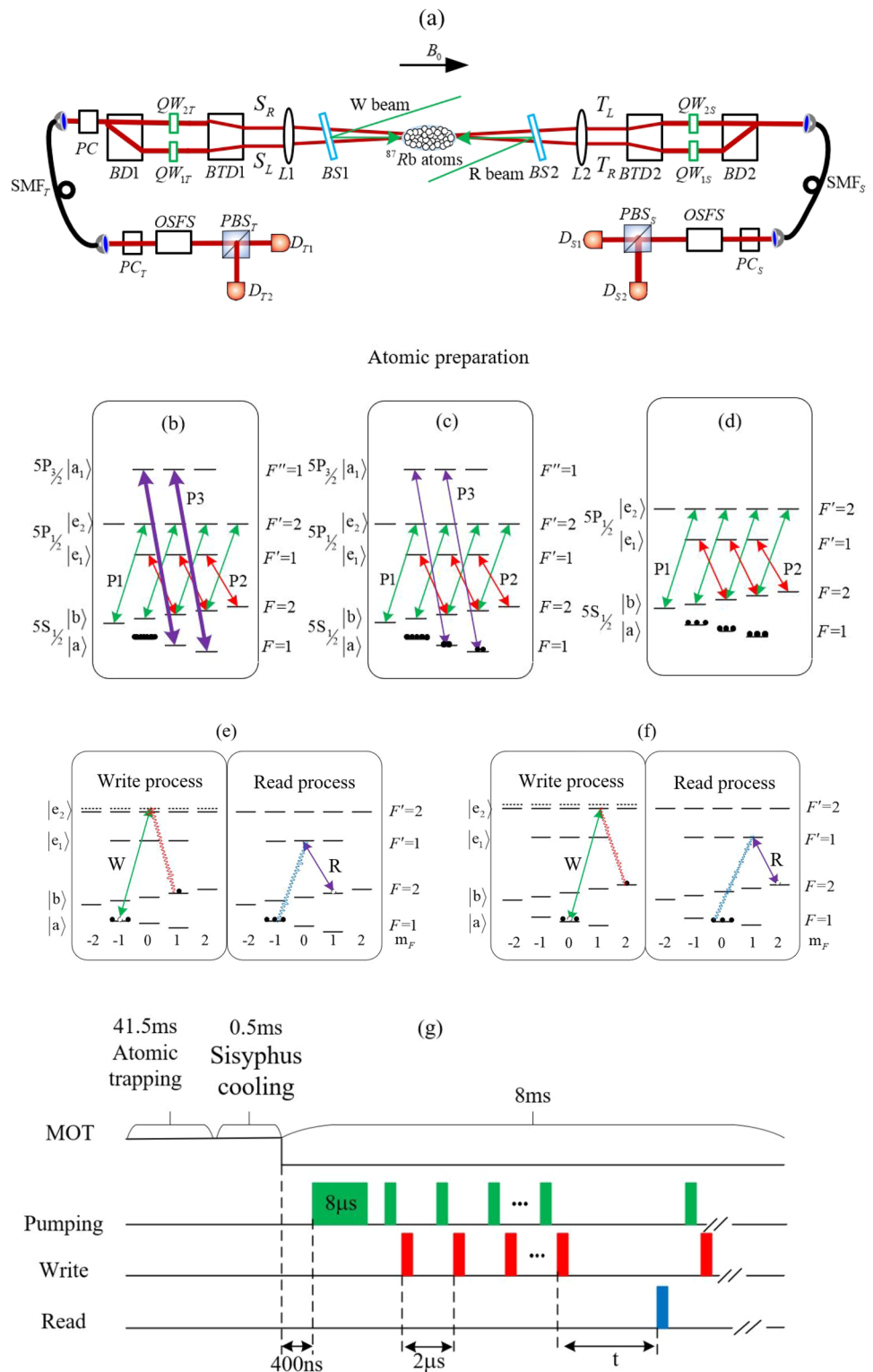
2 Experimental method

The experiment set up, as shown in Fig. 1a, is similar to the previous work [35]. A cloud of cold ^{87}Rb atoms loaded by a magneto-optical trap (MOT) serves as the medium for DLCZ-like quantum memory. The cold atomic ensemble was centered in a polarization interferometer formed by two beam displacers (labeled by BD1 and BD2 in Fig. 1a). For generating spin-wave-photon entanglement, we built a single optical channel (labeled by red lines) that goes through the PI to collect and detect both the Stokes and retrieved photons, which is contrast to the previous work, where, three optical channels are built for generating multiplexed spin-wave-photon entanglement. The optical channel is pre-aligned with a light beam. The light beam emits from a single-mode fiber at the left site (labeled by SMF_T) and then enters into BD1. The BD1 splits the H - and V -polarization

components of the beam into two modes A_R and A_L , corresponding to the two arms of optical channel. Exiting from BD1, the two components of the beam parallel propagate in a horizontal plane, with the separation of 4 mm. The optical elements including two identical lenses (labeled by L1 and L2 in Fig. 1a) and two beam transformation devices (labeled by BTD1 and BTD2 in Fig. 1a) are inserted in the polarization interferometer, where BTD1 (BTD2) is formed by two lenses, which shrinks (expand) the two beams by a factor F [35]. For realizing effective spin wave (SW) storages, we use lens L1 to focus the two modes at the center of the atoms. To suppress decoherence due to atomic motions, we have to store SWs to be long wavelength, which in turn require the angles $\vartheta_{R,L}$ of the two modes A_R and A_L relative to the write beam to be reduced to very small values [15, 41]. The angles are calculated from $\vartheta_{R,L} = B_f/2f$, where B_f denotes the beam separation of the two arm modes on the lens L1, and f the focal length of L1. To reduce the values of the angles significantly, we selected $f = 1.425\text{m}$ and used BTD1 to reduce the beam separation by a factor of $F=2$. After BTD1, the two arms propagate parallel to L1 and has a separation of $B_f = 2\text{ mm}$. We then obtain small angles $\vartheta_{R,L} = 0.04^\circ$. After passing through the atoms, the two crossed beams are transformed to parallel beams by L2. Then, the two beams go through BTD2 and are expanded by the same factor $F=2$. Next, the two beams pass through BD2, which combines the two arm modes into single spatial modes. Finally, the light beam is coupled to the single-mode fiber on the right site (labeled SMF_S in Fig. 1a) with efficiency of 70.6% (71.5%) for H -polarization (V -polarization).

The relevant ^{87}Rb atomic levels $|a\rangle = |5S_{1/2}, F = 1\rangle$, $|b\rangle = |5S_{1/2}, F = 2\rangle$, $|e_1\rangle = |5P_{1/2}, F' = 1\rangle$ and $|e_2\rangle = |5P_{1/2}, F' = 2\rangle$ are shown in Fig. 1(b–f). The experiment is carried out in a cyclic fashion [see time sequence Fig. 1(g) for details]. After the atoms are trapped in a magneto-optical trap (MOT), we apply a bias magnetic field ($\sim 4\text{G}$) along z -direction to define quantum axis. As shown in Fig. 1(b), we prepare the atoms into the hyperfine level $|a\rangle$ by applying pumping laser beams P1 and P2. Furthermore, the atoms may be prepared into the specific Zeeman sublevel $|a, m_a = -1\rangle$ by applying a σ^- -polarized pumping laser beam P3. For the case that the power of P3 is large enough ($\sim 300\ \mu\text{W}$, here), the atoms will be perfectly prepared into the Zeeman sublevel $|a, m_a = -1\rangle$ [see Fig. 1(b)], corresponding to $p_{-1} = 1$ and $p_0 = p_{+1} = 0$, where $p_{\pm 1,0}$ is the atomic populations in the three Zeeman sublevels $|a, m_a = \pm 1, 0\rangle$. If not, the atoms will be imperfectly prepared into the Zeeman sublevel $|a, m_a = -1\rangle$, which corresponds to the case of $p_{-1} < 1$ and $p_0 > 0$ [see Fig. 1(c)]. Especially for $P3=0$, i.e., the atoms are un-polarized, we

Fig. 1 Overview of the experiment. **a** Experiment setup for the spin-wave-photon entanglement generation. The double optical channels (S_R and S_L) both are labeled as red lines, are used for propagating H- and V-polarized Stokes photon, which are encoded into the photonic qubit. Two spin waves (M_R and M_L) that are simultaneously created with the Stokes fields (S_R and S_L), are used to encode into the spin-wave qubit. In the ideal atomic preparation, the photonic qubit is well entangled with the spin-wave qubit [details see Eq. (6)]. The channel that is labeled by green line is used for the propagations of the write and read beams. PC: phase compensator; QW: $\lambda/4$ wave-plate; BD: beam displacer, PBS: polarization beam splitter; BTD: beam transformation device; SMF: single-mode fiber; BS1 (BS2): Non-polarizing beam splitter, whose reflectance (transmission) is 10% (90%). The write (W) beam is aligned along the z-axis via BS1, and the read (R) beam is along the opposite direction to the write beam via BS2; OSFS: optical-spectrum-filter set, which can attenuate the write (read) beam by a factor of 2.7×10^{-9} (3.7×10^{-9}) and transmit the Stokes (anti-Stokes) fields with a transmission of $\sim 65\%$. B_0 : Bias magnetic field ($\sim 4\text{G}$). **b** and **c** The atoms are fully and partially prepared in the Zeeman state $|a, m_a = -1\rangle$, respectively. **d** The atoms are un-polarized (equally populated in the Zeeman sublevels of the level $|a\rangle$). **e** and **f** Write and read processes for the case that the atoms are initially prepared in the Zeeman sublevel $|a, m_a = -1\rangle$ and $|a, m_a = 0\rangle$, respectively. **g** Time sequence of an experimental cycle.



have $p_{-1}=p_0=p_{+1} = 1/3$ [Fig. 1(d)]. Next, we start DLCZ memory generation. At the beginning of a trail, a write pulse of 20MHz blue-detuned to the $|a\rangle \rightarrow |e_2\rangle$ transition is applied to the atoms. For the atoms that are prepared in the Zeeman sublevel $|a, m = -1\rangle$ [Fig. 1(e)], the write pulse will

induces the Raman transition $|a, m_a = -1\rangle \rightarrow |b, m_b = 1\rangle$ ($|a, m_a = -1\rangle \rightarrow |b, m_b = -1\rangle$) via $|e_2, m' = 0\rangle$, which may emit σ^- -polarized [σ^+ -polarized] Stokes photons and create simultaneously SW excitations associated with the

coherence $|m_a = -1\rangle \leftrightarrow |m_b = 1\rangle$ ($|m_a = -1\rangle \leftrightarrow |m_b = -1\rangle$), where $|m_a = -1\rangle \leftrightarrow |m_b = 1\rangle$ and $|m_a = -1\rangle \leftrightarrow |m_b = -1\rangle$ are the MFI and magnetic-field-sensitive (MFS) coherences, respectively. For the atoms that are populated in the Zeeman sublevel $|a, m = 0\rangle$, the write pulse will induces the Raman transition $|a, m_a = 0\rangle \rightarrow |b, m_b = 2\rangle$ ($|a, m_a = 0\rangle \rightarrow |b, m_b = 0\rangle$) via $|e_2, m' = 0\rangle$ [see Fig. 1(f)], which may emit σ^- -polarized (σ^+ -polarized) Stokes photons and create simultaneously SW excitations associated with the coherence $|m_a = 0\rangle \leftrightarrow |m_b = 2\rangle$ ($|m_a = 0\rangle \leftrightarrow |m_b = 0\rangle$), where $|m_a = 0\rangle \leftrightarrow |m_b = 2\rangle$ and $|m_a = 0\rangle \leftrightarrow |m_b = 0\rangle$ are MFS and clock (i.e., MFI) coherences, respectively. If the Stokes photon emits into the A_R (A_L) mode and moves rightward, it is denoted as S_R (S_L). For the case that the Stokes photons are σ^- -polarized, they will be transformed into H (V) $-$ polarized photon by a $\lambda/4$ plate labeled as QW_{1S} (QW_{2S}). The H (V) $-$ polarized S_R and S_L modes will be combined to form a Stokes polarization qubit S at the output of the BD2. Then, the photonic polarization qubit S couples to SMF_s and enter into detectors. While, for the case that the Stokes photons S_R and S_L are σ^+ -polarized, they will be transformed into V (H) $-$ polarized photon by QW_{1S} (QW_{2S}). After BD2, the V (H) $-$ polarized S_R and S_L modes will be removed out of the optical channel and are abandoned.

3 Theoretical analysis

The creation of a single σ^- -polarized Stokes photon S_R (S_L) corresponds to the creation of one SW excitation in the mode M_R (M_L), which is defined by the wave-vector $k_{M_R} = k_W - k_{S_R}$ ($k_{M_L} = k_W - k_{S_L}$), where k_W denotes the wave-vector of the write pulse, and k_{S_R} (k_{S_L}) that of the Stokes photon S_R (S_L). The single SW excitation in the mode M_R and M_L may be written as:

$$|1_R\rangle = (X_{-1}\sqrt{p_{-1}}|1^-\rangle_R + X_0\sqrt{p_0}|1^+\rangle_R) / \sqrt{(X_{-1})^2 p_{-1} + (X_0)^2 p_0} \tag{1a}$$

$$|1_L\rangle = (X_{-1}\sqrt{p_{-1}}|1^-\rangle_L + X_0\sqrt{p_0}|1^+\rangle_L) / \sqrt{(X_{-1})^2 p_{-1} + (X_0)^2 p_0}, \tag{1b}$$

where $|1^-\rangle_R$ and $|1^-\rangle_L$ ($|1^+\rangle_R$ and $|1^+\rangle_L$) denotes one SW excitation associated with the MFI (MFS) coherence $|m_a = -1\rangle \leftrightarrow |m_b = 1\rangle$ ($|m_a = 0\rangle \rightarrow |m_b = 2\rangle$), $X_{m_a} = C_{m_a, 1, m_a + 1}^{F_{a, 1, F_{e_2}}} C_{m_a + 1, \alpha, m_a + 1 + \alpha}^{F_{e_2, 1, F_b}}$ ($m_a = -1, 0$) is the product of the relevant Clebsch-Gordan coefficients. From this expression, we have $X_{-1} = \sqrt{1/3}$, $X_0 = \sqrt{2/3}$. We denote excitation probability as χ for each mode. For $\chi \ll 1$, the joint state of the light-atom system can be written as:

$$|\Psi\rangle = |0\rangle + \sqrt{\chi/2} [|H_S\rangle |1_R\rangle + |V_S\rangle |1_L\rangle] + O(\chi), \tag{2}$$

where, $|0\rangle$ is the vacuum part, $|H_S\rangle$ ($|V_S\rangle$) denotes the H (V) $-$ polarized Stokes photon of the qubit S , $|1\rangle_R$ ($|1\rangle_L$) one excitation in the SW mode M_R (M_L).

The Stokes photonic qubit S is guided into a polarization-beam splitter (labeled as PBS_S) after the SMF_s. The two outputs of the PBS_S are sent to the single-photon detectors D_{S_1} and D_{S_2} , respectively. Once a photon is detected by detector D_{S_1} or D_{S_2} , a SW excitation, which is stored in the SW mode M_R or M_L , is heralded. After a storage time t , we apply a read beam that counter-propagates with the write beam to convert the SW excitation $|M_R\rangle$ or $|M_L\rangle$ into an anti-Stokes photon T_R or T_L . The retrieved anti-Stokes photon T_R (T_L) is emitted into the spatial mode determined by the wave-vector constraint $k_{T_R} = -k_{S_R}$ ($k_{T_L} = -k_{S_L}$), i.e., it propagates in the arms A_R (A_L) in the opposite direction to the S_R (S_L) photon. The T_R (T_L) photon is σ^+ -polarized and transformed into the H (V) $-$ polarized photon by a $\lambda/4$ plate labeled QW_{1T} (QW_{2T}) in Fig. 1a. After BD1, the T_R and T_L fields are combined to form a polarization qubit (T). After BD1, the photonic qubit T goes through a phase compensator (labeled as PC in Fig. 1a). Then, the photonic qubit couples to a single-mode fiber (SMF_T) and then passes through a $\lambda/2$ plate. Finally, the qubits T impinge on a polarization-beam splitter (PBS_T). The two outputs of the PBS_T are sent separately to detectors D_{T_1} and D_{T_2} for detections. After the detections, the atoms are prepared in the initial state via optical pumping. If no Stokes photon is detected during the write pulse, the atoms are pumped directly back into the initial state. Subsequently, the next trial starts.

After the storage time t , the SWs $|M_R\rangle$ and $|M_L\rangle$ will evolve

$$|1_R(t)\rangle = \left[\sqrt{p_{-1}/2} |1^-\rangle_R e^{-\frac{t}{2\tau_{1,-1}}} e^{-it\omega_{-1,1}} + \sqrt{p_0} |1^+\rangle_R e^{-\frac{t}{2\tau_{0,2}}} e^{-it\omega_{0,2}} \right] / N_f, \tag{3a}$$

into

$$|1_L(t)\rangle = \left[\sqrt{p_{-1}/2} |1^-\rangle_L e^{-\frac{t}{2\tau_{1,-1}}} e^{-it\omega_{-1,1}} + \sqrt{p_0} |1^+\rangle_L e^{-\frac{t}{2\tau_{0,2}}} e^{-it\omega_{0,2}} \right] / N_f, \tag{3b}$$

respectively, where, $N_f = \sqrt{(\sqrt{p_{-1}/2})^2 + (\sqrt{p_0})^2}$

denotes normalized factor, $\tau_{-1,1}$ and $\tau_{0,2}$ are decay times associated with the MFI and MFS coherences, $\omega_{-1,1}$ and $\omega_{0,2}$ Larmor frequencies of the MFI and MFS coherences, respectively. The Larmor frequencies can be calculated by $\omega_{m_a, m_b} = \frac{\mu_B B_0}{h} [g_a(m_a + m_b) - \delta g m_a]$, with $g_a = 0.4998$ and $g_b = -0.5018$ being Lander factors and $\delta g = g_a + g_b = -0.002$. The retrieval efficiencies of the SWs $|M_R\rangle$ and $|M_L\rangle$ as well as memory qubit $|M\rangle$ can be calculated

by [14, 16] $\gamma_R = \left| \langle 1_R | 1_R(t) \rangle \right|^2$, $\gamma_L = \left| \langle 1_L | 1_L(t) \rangle \right|^2$ and $\gamma(t) = \left(\left| \langle 1_R | 1_R(t) \rangle \right|^2 + \left| \langle 1_L | 1_L(t) \rangle \right|^2 \right) / 2$, which are

$$\gamma_R(t) = \gamma_L(t) = \gamma(t) = \gamma_0 \left| \frac{p_{-1}}{2} e^{-t/2\tau_{1,-1}} e^{-i\omega_{-1,1}t} + p_0 e^{-t/2\tau_{0,2}} e^{-i\omega_{0,2}t} \right|^2 / N_f^4, \tag{4}$$

where, γ_0 is the zero-delay retrieval efficiency. When the atoms are perfectly prepared into the specific Zeeman level $|m_a = -1\rangle$, i.e., $p_{-1} = 1; p_0 = 0$, the retrieval efficiency as a function of storage time t can be derived from Eq. (4), which is $\gamma(t) = \gamma_0 e^{-t/\tau_{-1,1}}$. It depends on the lifetime of the SW associated with the MFI coherence, allowing for a long-lived memory for SW qubit. If the atoms are un-polarized ($p_{-1} = p_0 = p_{+1} = 1/3$), the retrieval efficiency is written as $\gamma(t) = \gamma_0 \left| \frac{1}{2} e^{-t/2\tau_{1,-1}} e^{-i\omega_{-1,1}t} + e^{-t/2\tau_{0,2}} e^{-i\omega_{0,2}t} \right|^2 / \left(\frac{3}{2} \right)^2$

according to Eq. (4).

The retrieval efficiency of the SW memory may be measured as $\gamma = P_{S,T} / (\eta_T P_S)$, where η_T denotes the detection efficiency in the anti-Stokes channel, $P_{S,T} = P_{D_{S_1}, D_{T_1}} + P_{D_{S_2}, D_{T_2}}$ is the Stokes–anti-Stokes coincidence probability, $P_{D_{S_1}, D_{T_1}}$ ($P_{D_{S_2}, D_{T_2}}$) is the probability of detecting a coincidence between the detectors D_{S_1} (D_{S_2}) and D_{T_1} (D_{T_2}), $P_S = P_{D_{S_1}} + P_{D_{S_2}}$ is the Stokes-detection probability, and $P_{D_{S_1}}$ ($P_{D_{S_2}}$) is the probability of detecting a photon at D_{S_1} (D_{S_2}).

4 Results

For the cases that the excitation probability $\chi = 1\%$ and the laser beam P3 with different powers of $0 \mu W$, $150 \mu W$, and $300 \mu W$ is applied on the atoms, we measured the retrieval efficiency γ as a function of the storage time t and shown the results in Fig. 2 a, b, and c, respectively. The black circle dots in Fig. 2a are the measured $\gamma(t)$ for $P_3 = 0 \mu W$. For this case, the atoms are un-polarized ($p_{-1} = p_0$). The dashed line in Fig. 2a is the fitting to the data based on

$$\gamma(t) = \gamma_0 \left| \frac{1}{2} e^{-t/2\tau_{1,-1}} e^{-i\omega_{-1,1}t} + e^{-t/2\tau_{0,2}} e^{-i\omega_{0,2}t} \right|^2 / \left(\frac{3}{2} \right)^2$$

with the parameters of $\tau_{-1,1} = 1200 \mu s$, $\tau_{0,2} = 70 \mu s$, $\omega_{-1,1} = 2\pi \times 0.0114 \text{ MHz}$, $\omega_{0,2} = 2\pi \times 5.716 \text{ MHz}$, which yields a $1/e$ lifetime of 0.15 ms. The yielded parameters $\omega_{-1,1} = 2\pi \times 0.0114 \text{ MHz}$, $\omega_{0,2} = 2\pi \times 5.716 \text{ MHz}$ are in agreement with the calculated results based on $\omega_{m_a, m_b} = \frac{\mu_B B_0}{h} [g_a(m_a + m_b) - \delta g m_a]$ with $B_0 = 4.0771 \text{ G}$. A c c o r d i n g t o

$$\gamma(t) = \gamma_0 \left| \frac{1}{2} e^{-t/2\tau_{1,-1}} e^{-i\omega_{-1,1}t} + e^{-t/2\tau_{0,2}} e^{-i\omega_{0,2}t} \right|^2 / \left(\frac{3}{2} \right)^2, \text{ we}$$

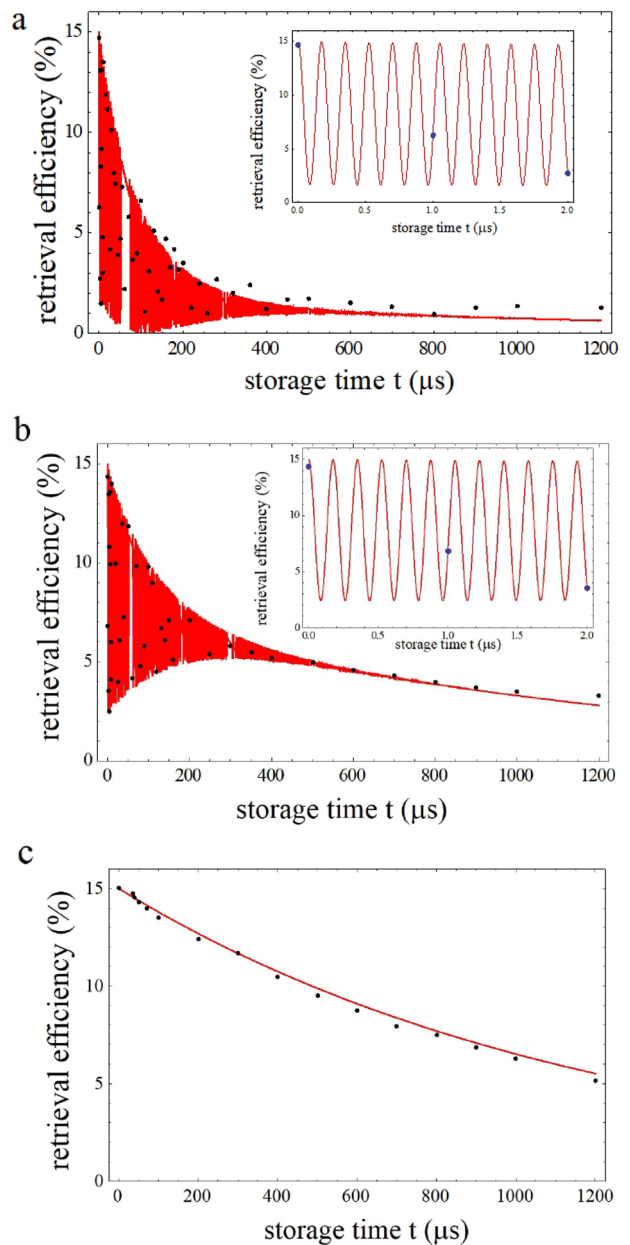


Fig. 2 Retrieval efficiencies of the SW qubit as a function of t for different powers of $P_3 = 0 \mu W$ (a), $P_3 = 150 \mu W$ (b), and $P_3 = 300 \mu W$ (c). The insets to a and b show details of the short-time damped oscillations for the cases that the atoms are un-polarized and imperfectly prepared, respectively.

calculate the ratio of maximum efficiency at short times to the efficiency at times longer than $400 \mu s$, which approaches to $1/9$ and is in agreement with the measured data in Fig. 2a. The inset to Fig. 2a clearly shows a decay rapid oscillation of retrieval efficiency which results from the interference between MFI and MFS coherences. The (black) circle dots in Fig. 2b are the measured $\gamma(t)$ for $P_3 = 150 \mu W$ which still show a decay oscillation (see the insert to Fig. 2b). Such

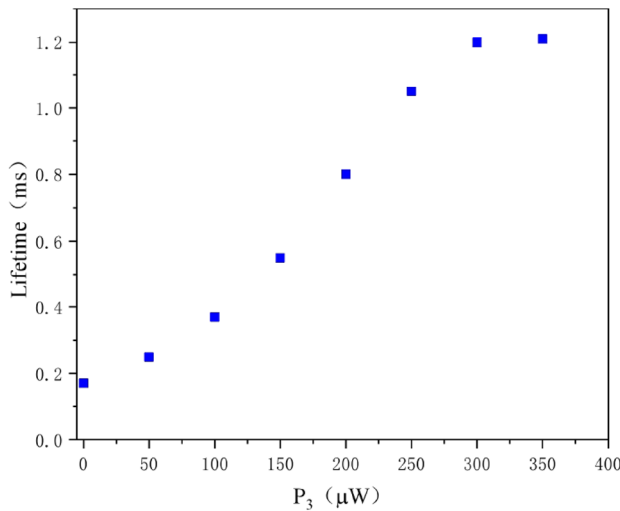


Fig. 3 Lifetime of the qubit memory M as a function of the power of P_3 for $\chi = 1\%$

oscillation infers that the atoms are not fully prepared into the Zeeman sublevel $|a, m_a = -1\rangle$. The dashed line is the fitting to the measured data based on Eq. (4) with parameters $p_{-1} = 0.7$, $p_0 = 0.15$ and the same parameters $\tau_{-1,1} = 1200\mu s$, $\tau_{0,2} = 70\mu s$, $\omega_{-1,1}$ and $\omega_{0,2}$ as in Fig. 2b. This fitting yields a $1/e$ lifetime of 0.5 ms. For fully preparing the atoms into the Zeeman sublevel $|a, m_a = -1\rangle$ and then perfectly using MFI coherence to store SW, we increase the power of P3 laser beam to $300\mu W$. The black circle dots in Fig. 2c are the measured retrieval efficiency $\gamma(t)$ for $P_3 = 300\mu W$. One can see that the oscillation disappears in the measured $\gamma(t)$, which infers that only MFI SW is stored and the retrieval efficiency evolves according to $\gamma(t) = \gamma_0 e^{-t/\tau_{-1,1}}$. The dashed line is the fitting to the data based on $\gamma(t) = \gamma_0 e^{-t/\tau_{-1,1}}$ with the parameter $\tau_{-1,1} = 1200\mu s$, which yields a $1/e$ memory lifetime of 1.2 ms.

The blue circle dots in Fig. 3 plots $1/e$ lifetime of the qubit memory as a function of the power of P_3 for $\chi = 1\%$. As the increase in the power of P_3 , the atomic populations in the Zeeman sublevel $|a, m_a = -1\rangle$ increase and then the lifetime increases. Until the power of P_3 reach a specific value, which is $300\mu W$ in the presented work, the atoms will be perfectly prepared in the Zeeman sublevel $|a, m_a = -1\rangle$ and the lifetime reaches up to its maximal value (1.2 ms). Also, we noted that when the power of P_3 is far beyond $300\mu W$,

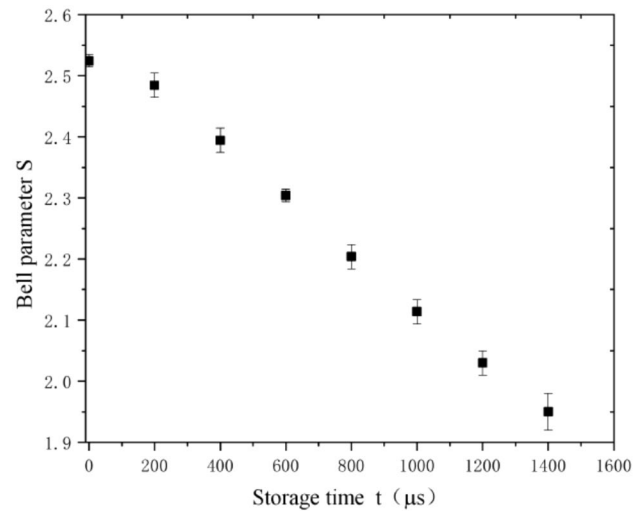


Fig. 4 Bell parameter S as a function of t for $\chi = 1\%$. Error bars represent 1 standard deviation.

the strong interaction between laser beam P3 and the atoms will lead to a significantly decrease in optical depth, which in turn lead to the decrease in the retrieval efficiency.

For the case that the atoms are perfectly prepared in the Zeeman sublevel $|a, m_a = -1\rangle$ ($p_{-1} = 1$, $p_0 = 0$), the SWs described in Eq. (1) are rewritten as:

$$|1_R\rangle = |1^-\rangle_R, \tag{5a}$$

$$|1_L\rangle = |1^-\rangle_L, \tag{5b}$$

In this case, the SWs are only associated with the single MFI coherence and then the nonvacuum part in Eq. (2) represents atom–photon entanglement state

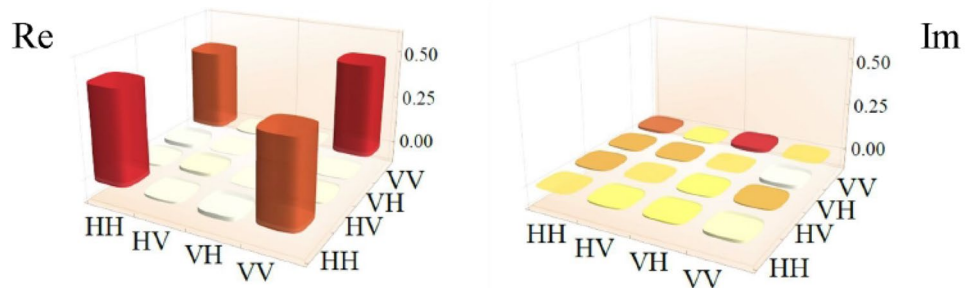
$$\Phi_{ap} = [|H_S\rangle |1_R\rangle + |V_S\rangle |1_L\rangle] / \sqrt{2} \tag{6}$$

After the retrieval, the atom–photon entanglement state is transformed into the two-photon entangled state $\Phi_{p-p} = [|H\rangle_S |H\rangle_T + e^{i(\varphi+\psi)} |V\rangle_S |V\rangle_T] / \sqrt{2}$, where φ (ψ) denotes the phase difference between the Stokes fields (anti-Stokes) fields in arms A_R and A_L before they overlap at BD2 (BD1). Using the phase compensator (labeled PC in Fig. 1a), we set the phase difference $\varphi + \psi$ to zero.

For demonstrating the atom-photon entanglement, we measure the correlation function $E(\theta_S, \theta_T)$ defined by

$$E(\theta_S, \theta_T) = \frac{C_{D_{s_1}, D_{t_1}}(\theta_S, \theta_T) + C_{D_{s_2}, D_{t_2}}(\theta_S, \theta_T) - C_{D_{s_1}, D_{t_2}}(\theta_S, \theta_T) - C_{D_{s_2}, D_{t_1}}(\theta_S, \theta_T)}{C_{D_{s_1}, D_{t_1}}(\theta_S, \theta_T) + C_{D_{s_2}, D_{t_2}}(\theta_S, \theta_T) + C_{D_{s_1}, D_{t_2}}(\theta_S, \theta_T) + C_{D_{s_2}, D_{t_1}}(\theta_S, \theta_T)}$$

Fig. 5 Real and imaginary parts of the reconstructed density matrix ρ_r



where, for example, $C_{D_{S_1}, D_{T_1}}(\theta_S, \theta_T)$ ($C_{D_{S_2}, D_{T_2}}(\theta_S, \theta_T)$) denotes the coincidence counts between the detectors D_{S_1} (D_{S_2}) and D_{T_1} (D_{T_2}) for polarization angles θ_S and θ_T . In measurements of the correlation function $E(\theta_S, \theta_T)$, we vary the polarization angles θ_S (θ_T) by rotating the polarization orientation of the $\lambda/2$ wave-plate before PBS_S (PBS_T). The quality of the atom-photon can be well characterized by CHSH-Bell parameter S , which is written as:

$$S = \left| E(\theta_S, \theta_T) - E(\theta_S, \theta'_T) + E(\theta'_S, \theta_T) + E(\theta'_S, \theta'_T) \right| < 2,$$

In the measurement for, we use the canonical settings $\theta_S=0^\circ$, $\theta'_S=45^\circ$, $\theta_T=22.5^\circ$, $\theta'_T=67.5^\circ$. The measured CHSH-Bell parameter S as a function of storage time is shown in Fig. 4 for the perfect preparation of the atoms ($P_3 = 300 \mu\text{W}$) and $\chi = 1\%$. At $t=0$ ms, $S = 2.51 \pm 0.01$, which violates the CHSH inequality by 51 standard deviations. At $t=1.2$ ms, $S = 2.03 \pm 0.02$, which violates the CHSH inequality by 1.5 standard deviations.

The quality of the photon-photon (atom-photon) entanglement can be characterized by the fidelity, which is given by $F = \text{Tr}\left(\sqrt{\sqrt{\rho_r}\rho_d\sqrt{\rho_r}}\right)^2$, where ρ_r (ρ_d) denotes the reconstructed (ideal) density matrix of the two-photon entangled state. From measurements of the Stokes-anti-Stokes coincidences for $t = 1 \mu\text{s}$ and $\chi = 1\%$, we reconstructed ρ_r (Fig. 5), which yields $F = 90.4 \pm 1.6\%$.

5 Conclusion

In conclusion, we demonstrated a millisecond spin-wave-photon entanglement for the cases that cold atoms are perfectly prepared into the specific Zeeman level. When the cold atoms are imperfectly prepared into the specific Zeeman level, the results show that the lifetimes of the SWs for the imperfect preparation are significantly shorter than that for the perfect preparation. Also, a rapid oscillation will appear in read out when the atoms are not perfectly prepared into the specific Zeeman level. The measured results and

the theoretical analysis on them enable one to understand decoherence of SWs and interference between the SWs. The present work may help them to obtain optimal lifetime of the entanglement storage in DLCZ scheme using cold atoms.

Acknowledgements We acknowledge funding support from Key Project of the Ministry of Science and Technology of China (Grant No. 2016YFA0301402), the National Natural Science Foundation of China (Grants No. 11475109, 11974228), and Shanxi “1331 Project.”

Open Access This article is licensed under a Creative Commons Attribution 4.0 International License, which permits use, sharing, adaptation, distribution and reproduction in any medium or format, as long as you give appropriate credit to the original author(s) and the source, provide a link to the Creative Commons licence, and indicate if changes were made. The images or other third party material in this article are included in the article's Creative Commons licence, unless indicated otherwise in a credit line to the material. If material is not included in the article's Creative Commons licence and your intended use is not permitted by statutory regulation or exceeds the permitted use, you will need to obtain permission directly from the copyright holder. To view a copy of this licence, visit <http://creativecommons.org/licenses/by/4.0/>.

References

1. L.M. Duan, M.D. Lukin, J.I. Cirac, P. Zoller, *Nature* **414**, 413 (2001)
2. N. Sangouard, C. Simon, H. de Riedmatten, N. Gisin, *Rev. Mod. Phys.* **83**, 33 (2011)
3. C. Simon, *Nat. Photon.* **11**, 678 (2017)
4. H.J. Kimble, *Nature* **453**, 1023 (2008)
5. S. Wehner, D. Elkouss, R. Hanson, *Science* **362**, eaam9288 (2018)
6. H.J. Briegel, W. Dür, J.I. Cirac, P. Zoller, *Phys. Rev. Lett.* **81**, 5932 (1998)
7. A. Kuzmich, W.P. Bowen, A.D. Boozer, A. Boca, C.W. Chou, L.M. Duan, H.J. Kimble, *Nature* **423**, 731 (2003)
8. C.W. Chou, H. de Riedmatten, D. Felinto, S.V. Polyakov, S.J. van Enk, H.J. Kimble, *Nature* **438**, 828 (2005)
9. M.D. Eisaman, A. Andre, F. Massou, M. Fleischhauer, A.S. Zibrov, M.D. Lukin, *Nature* **438**, 837 (2005)
10. J. Laurat, H. de Riedmatten, D. Felinto, C.W. Chou, E.W. Schomburg, H.J. Kimble, *Opt. Express* **14**, 6912 (2006)
11. J. Simon, H. Tanji, J.K. Thompson, V. Vuletic, *Phys. Rev. Lett.* **98**, 183601 (2007)
12. D. Felinto, C.W. Chou, H. de Riedmatten, S.V. Polyakov, H.J. Kimble, *Phys. Rev. A* **72**, 053809 (2005)

13. J. Laurat, K.S. Choi, H. Deng, C.W. Chou, H.J. Kimble, *Phys. Rev. Lett.* **99**, 180504 (2007)
14. B. Zhao, Y.A. Chen, X.H. Bao, T. Strassel, C.S. Chuu, X.M. Jin, J. Schmiedmayer, Z.S. Yuan, S. Chen, J.W. Pan, *Nat. Phys.* **5**, 95 (2009)
15. X.H. Bao, A. Reingruber, P. Dietrich, J. Rui, A. Duck, T. Strassel, L. Li, N.L. Liu, B. Zhao, J.W. Pan, *Nat. Phys.* **8**, 517 (2012)
16. R. Zhao, Y.O. Dudin, S.D. Jenkins, C.J. Campbell, D.N. Matsukevich, T.A.B. Kennedy, A. Kuzmich, *Nat. Phys.* **5**, 100 (2009)
17. A.G. Radnaev, Y.O. Dudin, R. Zhao, H.H. Jen, S.D. Jenkins, A. Kuzmich, T.A.B. Kennedy, *Nat. Phys.* **6**, 894 (2010)
18. S.-J. Yang, X.-J. Wang, X.-H. Bao, J.-W. Pan, *Nat. Photon.* **10**, 381 (2016)
19. N.V. Corzo, J. Raskop, A. Chandra, A.S. Sheremet, B. Gouraud, J. Laurat, *Nature* **566**, 359 (2019)
20. X.L. Pang, A.L. Yang, J.P. Dou, H. Li, C.N. Zhang, E. Poem, D.J. Saunders, H. Tang, J. Nunn, I.A. Walmsley, X.M. Jin, *Sci. Adv.* **6**, 1425 (2020)
21. M. Zugenmaier, K.B. Dideriksen, A.S. Sørensen, B. Albrecht, E.S. Polzik, *Commun. Phys.* **1**, 76 (2018)
22. D.N. Matsukevich, A. Kuzmich, *Science* **306**, 663 (2004)
23. H. de Riedmatten, J. Laurat, C.W. Chou, E.W. Schomburg, D. Felinto, H.J. Kimble, *Phys. Rev. Lett.* **97**, 113603 (2006)
24. S. Chen, Y.A. Chen, B. Zhao, Z.S. Yuan, J. Schmiedmayer, J.W. Pan, *Phys. Rev. Lett.* **99**, 180505 (2007)
25. K. Kutluer, E. Distant, B. Casabone, S. Duranti, M. Mazzer, H. de Riedmatten, *Phys. Rev. Lett.* **123**, 030501 (2019)
26. B. Zhao, Z.B. Chen, Y.A. Chen, J. Schmiedmayer, J.W. Pan, *Phys. Rev. Lett.* **98**, 240502 (2007)
27. Z.B. Chen, B. Zhao, Y.A. Chen, J. Schmiedmayer, J.W. Pan, *Phys. Rev. A* **76**, 022329 (2007)
28. Z.S. Yuan, Y.A. Chen, B. Zhao, S. Chen, J. Schmiedmayer, J.W. Pan, *Nature* **454**, 1098 (2008)
29. D.N. Matsukevich, T. Chaneliere, M. Bhattacharya, S.Y. Lan, S.D. Jenkins, T.A. Kennedy, A. Kuzmich, *Phys. Rev. Lett.* **95**, 040405 (2005)
30. Y.O. Dudin, A.G. Radnaev, R. Zhao, J.Z. Blumoff, T.A. Kennedy, A. Kuzmich, *Phys. Rev. Lett.* **105**, 260502 (2010)
31. S.J. Yang, X.J. Wang, J. Li, J. Rui, X.H. Bao, J.W. Pan, *Phys. Rev. Lett.* **114**, 210501 (2015)
32. D.S. Ding, W. Zhang, Z.Y. Zhou, S. Shi, B.S. Shi, G.C. Guo, *Nat. Photon.* **9**, 332 (2015)
33. Y. Wu, L. Tian, Z. Xu, W. Ge, L. Chen, S. Li, H. Yuan, Y. Wen, H. Wang, C. Xie, K. Peng, *Phys. Rev. A* **93**, 052327 (2016)
34. P. Farrera, G. Heinze, H. de Riedmatten, *Phys. Rev. Lett.* **120**, 100501 (2018)
35. S. Wang, M. Wang, Y. Wen, Z. Xu, T. Ma, S. Li, H. Wang, [arXiv: 2006.05631](https://arxiv.org/abs/2006.05631)
36. E. Saglamyurek, N. Sinclair, J. Jin, J.A. Slater, D. Oblak, F. Bussieres, M. George, R. Ricken, W. Sohler, W. Tittel, *Nature* **469**, 512 (2011)
37. C. Clausen, I. Usmani, F. Bussieres, N. Sangouard, M. Afzelius, H. de Riedmatten, N. Gisin, *Nature* **469**, 508 (2011)
38. E. Saglamyurek, J. Jin, V.B. Verma, M.D. Shaw, F. Marsili, S.W. Nam, D. Oblak, W. Tittel, *Nat. Photon.* **9**, 83 (2015)
39. Y.A. Chen, S. Chen, Z.S. Yuan, B. Zhao, C.S. Chuu, J. Schmiedmayer, J.W. Pan, *Nat. Phys.* **4**, 103 (2008)
40. F. Bussieres, N. Sangouard, M. Afzelius, H. de Riedmatten, C. Simon, W. Tittel, *J. Mod. Optics* **60**, 1519 (2013)
41. Y.W. Cho, G.T. Campbell, J.L. Everett, J. Bernu, D.B. Higginbottom, M.T. Cao, J. Geng, N.P. Robins, P.K. Lam, B.C. Buchler, *Optica* **3**, 100 (2016)

Publisher's Note Springer Nature remains neutral with regard to jurisdictional claims in published maps and institutional affiliations.

Terms and Conditions

Springer Nature journal content, brought to you courtesy of Springer Nature Customer Service Center GmbH (“Springer Nature”).

Springer Nature supports a reasonable amount of sharing of research papers by authors, subscribers and authorised users (“Users”), for small-scale personal, non-commercial use provided that all copyright, trade and service marks and other proprietary notices are maintained. By accessing, sharing, receiving or otherwise using the Springer Nature journal content you agree to these terms of use (“Terms”). For these purposes, Springer Nature considers academic use (by researchers and students) to be non-commercial.

These Terms are supplementary and will apply in addition to any applicable website terms and conditions, a relevant site licence or a personal subscription. These Terms will prevail over any conflict or ambiguity with regards to the relevant terms, a site licence or a personal subscription (to the extent of the conflict or ambiguity only). For Creative Commons-licensed articles, the terms of the Creative Commons license used will apply.

We collect and use personal data to provide access to the Springer Nature journal content. We may also use these personal data internally within ResearchGate and Springer Nature and as agreed share it, in an anonymised way, for purposes of tracking, analysis and reporting. We will not otherwise disclose your personal data outside the ResearchGate or the Springer Nature group of companies unless we have your permission as detailed in the Privacy Policy.

While Users may use the Springer Nature journal content for small scale, personal non-commercial use, it is important to note that Users may not:

1. use such content for the purpose of providing other users with access on a regular or large scale basis or as a means to circumvent access control;
2. use such content where to do so would be considered a criminal or statutory offence in any jurisdiction, or gives rise to civil liability, or is otherwise unlawful;
3. falsely or misleadingly imply or suggest endorsement, approval, sponsorship, or association unless explicitly agreed to by Springer Nature in writing;
4. use bots or other automated methods to access the content or redirect messages
5. override any security feature or exclusionary protocol; or
6. share the content in order to create substitute for Springer Nature products or services or a systematic database of Springer Nature journal content.

In line with the restriction against commercial use, Springer Nature does not permit the creation of a product or service that creates revenue, royalties, rent or income from our content or its inclusion as part of a paid for service or for other commercial gain. Springer Nature journal content cannot be used for inter-library loans and librarians may not upload Springer Nature journal content on a large scale into their, or any other, institutional repository.

These terms of use are reviewed regularly and may be amended at any time. Springer Nature is not obligated to publish any information or content on this website and may remove it or features or functionality at our sole discretion, at any time with or without notice. Springer Nature may revoke this licence to you at any time and remove access to any copies of the Springer Nature journal content which have been saved.

To the fullest extent permitted by law, Springer Nature makes no warranties, representations or guarantees to Users, either express or implied with respect to the Springer nature journal content and all parties disclaim and waive any implied warranties or warranties imposed by law, including merchantability or fitness for any particular purpose.

Please note that these rights do not automatically extend to content, data or other material published by Springer Nature that may be licensed from third parties.

If you would like to use or distribute our Springer Nature journal content to a wider audience or on a regular basis or in any other manner not expressly permitted by these Terms, please contact Springer Nature at

onlineservice@springernature.com